


# SPEARHEAD

MULTICUT 820



















# MULTICUT 820 FEATURES




## MULTICUT 820

### UNIT OPTIONS

 TRACTOR HP	 540 1000 PTO SPEED	 TRANSPORT WIDTH	 CUTTING WIDTH	 GEARBOX RATING	 NUMBER OF WHEELS	 NUMBER OF ROTORS	 NUMBER OF BLADES	 CUTTING HEIGHT
150hp	1000rpm	2.81m / 111"	8.26m / 325"	165hp - 250hp	8	5	15	25 - 400mm 1" - 16"
 6 BLADE KIT (FLAT BLADES)	 AIR BRAKES	 FRONT FLAP KIT	 SWIVEL TOWING EYE	 K80 TOWING HITCH				

# MULTICUT 820 HIGH OUTPUT WITH THE CLEANEST FINISH



When it comes to performance the high output Multicut 820 will go way beyond your expectations delivering a massive 8.2 metres of cutting width to effectively eat your way through the greatest of workloads.

Couple the Multicut 820 with a powerful tractor of 150hp plus and allow time to roll by as output in excess of 100 hectares per day is easily achievable.

Key to the performance of the machine is the industry leading flat underside deck to maintain mulch quality and consistency of spread over the full cutting area.

Extremely robust in construction the Multicut 820 is configured with large wheels, full width walking axles and hydragas suspension to provide a smooth ride.

The Multicut 820's six gearbox driveline delivers more power than ever, with each driveshaft featuring slip clutch protection. This combined with three high-lift swinging blades delivered by each of its five rotors ensures a clean cut with operator peace of mind in being covered by Spearhead's extended 7 year gearbox warranty.



STANDARD SPECIFICATION	MULTICUT 820		
Machine weight*	4330kg / 9546lbs	Gearbox oil capacity [centre gearbox]	TBC
Hitch	Multi-positional drawbar	Gearbox oil capacity [wing rotor gearboxes (x4)]	4.3 litres / 7.6 pints
Cutting width	8.06m / 317"	Deck construction	All welded construction
Working machine width	8.26m / 325"	Deck material thickness	5mm (3/16")
Transport machine width	2.81m / 111"	Side skirt material thickness	6mm (1/4")
Maximum working length	6.33m / 249"	Skid construction	Replaceable bolt on skid shoes
Transport length	6.07m / 239"	Anti-scalp dish	6mm (1/4") round pan with blade holder bar
Deck height**	0.24m / 10"	Blades (x15)	12mm (1/2") 30 Carbon Boron hardened and tempered. Free swinging high lift - low friction. Handed.
Transport height	3.78m / 149"	Blade bolts	M24 C/W shank grade 8.8
Cutting height	25mm - 400mm (1" - 16")	Blade tip speed	79mps / 15551fpm
Cutting capacity	100mm / 4"	Driveline	ASAE Category 7
Wing working angles	45° up / 15° down	Driveline protection	2/4-way slip clutches on rotor gearboxes. Overrun on input shaft
Recommended tractor HP	150hp / 112kW	Tailwheel mount assemblies	Tubular welded walking axles
Power take-off speed	1000rpm	Tailwheels (x8)	10.0/80 - 12 pneumatic tyre with steel rim
Gearbox [splitter]	Cast Iron housing	Front guard	Single chain guards on each deck
Gearbox [rotor gearboxes (x5)]	Cast Iron housing	Rear guard	Single chain guards on each deck
Input shaft	1-3/4" Z20 SFT 10 tractor end		
Gearbox lubricant [splitter]	EP80-90W or GL-4 / GL-5 oil		
Gearbox lubricant [rotary]	85W-140 oil		
Gearbox oil capacity [splitter gearbox]	2.7 litres / 4.7 pints		

\* With front and rear single chain guards \*\* Underside of deck to skid

# SPEARHEAD

📍 Station Road, Salford Priors, Evesham, Worcestershire, WR11 8SW, England ☎ +44 (0)1789 491860

✉ enquiries@spearheadmachinery.com 🌐 spearheadmachinery.com 🐦 📘 SpearheadWorld



designed and built in  
**GREAT BRITAIN**

Spearhead  
is a member of the  
**Alamo Group**